

4

3

DWG NO.

SH
1

REV

1

D

D

C

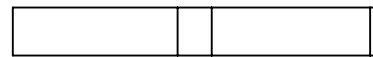
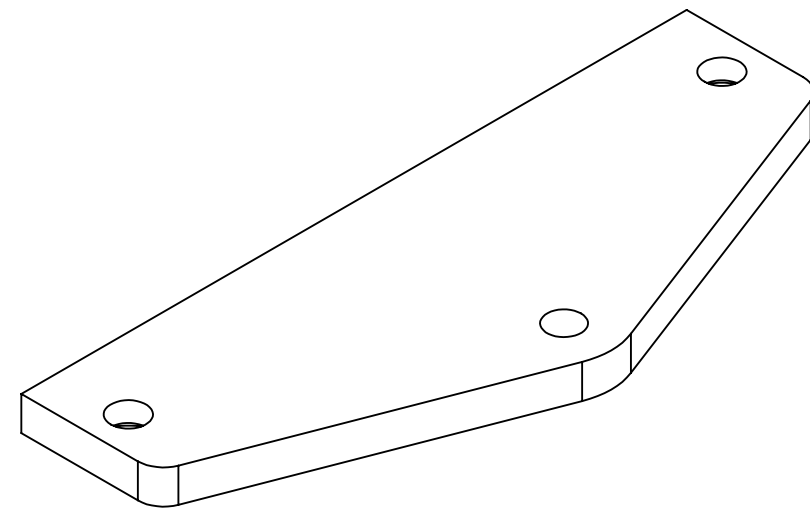
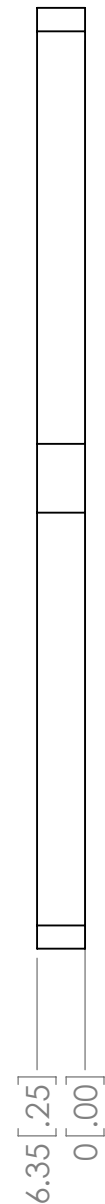
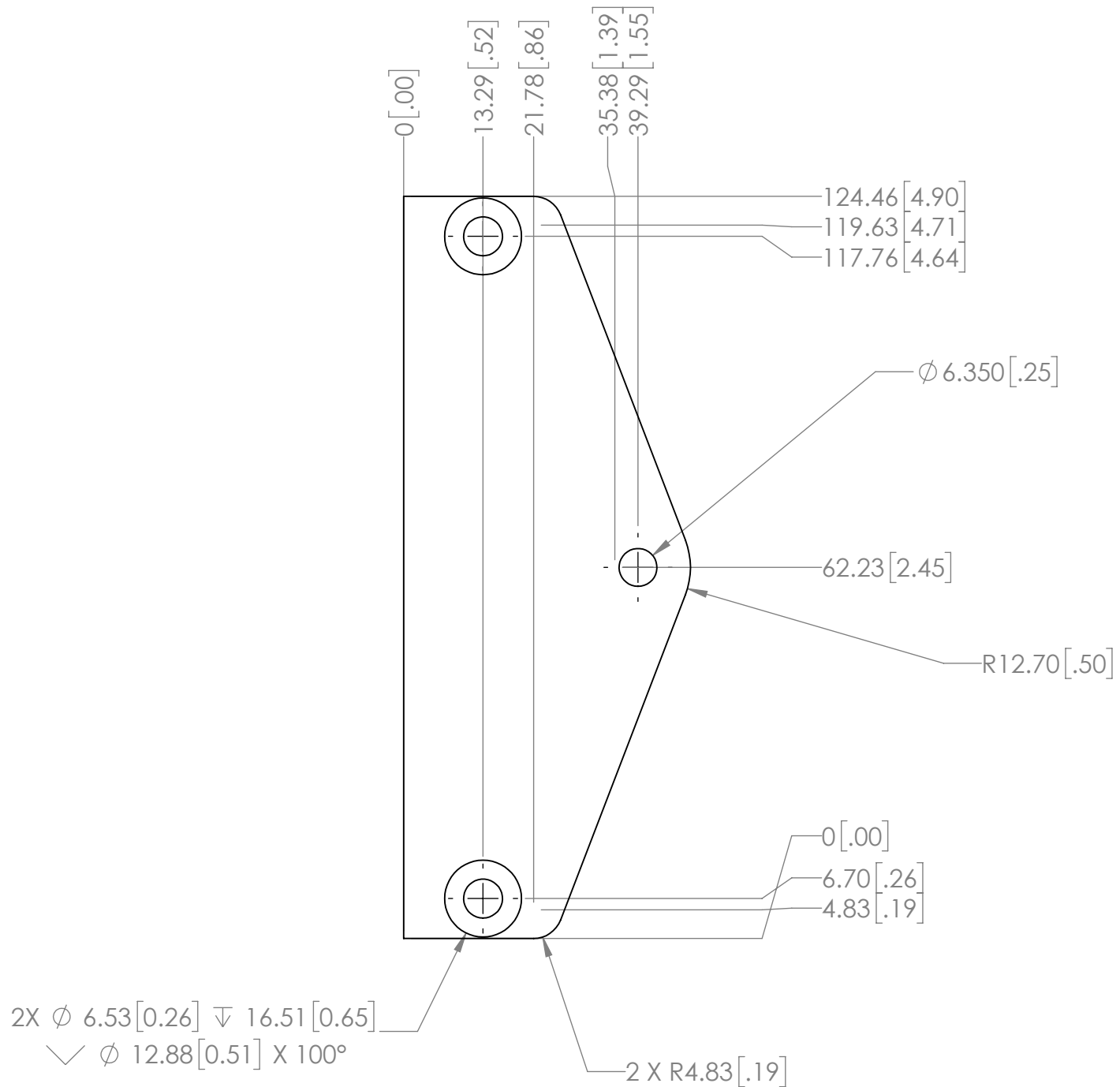
C

B

B

A

A



<u>Unless Otherwise Specified</u>	
Machining Tolerances	0.000 ± 0.05 0.00 ± 0.125 0.0 ± 0.25 0. ± 0.75
Angle ± .5°	
<u>Weldment/Fabrication Tolerances</u>	
Mat'l Thickness (25mm or less)	0 - 300 ± 0.75 >300 - 915 ± 1.5 Length (mm) >915 - 2030 ± 3.0
Mat'l Thickness (> 25mm)	0 - 300 ± 1.5 >300 - 915 ± 3.0 Length (mm) >915 - 2030 ± 6.0
<u>Unless Otherwise Specified</u>	
-Dimensions apply after finish	
-Break all sharp corners to Min 0.1, Max 0.4	
-Do not machine stock sizes	
-All machined surfaces to be 3.2 (Ra) or better	
	-Do not scale drawing -Dimensions are in mm
3rd Angle Projection	

PROPRIETARY NOTICE: THE INFORMATION CONTAINED IN THIS DRAWING IS THE SOLE PROPERTY OF JOESCAN IT IS NOT TO BE USED, REPRODUCED, OR DISCLOSED IN WHOLE OR IN PART TO ANYONE WITHOUT THE WRITTEN PERMISSION OF JOESCAN CORPORATION

APPROVALS		DATE
DFT:		6-21-16
CHK:		
ENG:JJK		6-21-16
APR:		



TITLE JSXB MOUNT/COVER			
SIZE B	CAGE NO.	DWG. NO. 001-036-0	REV
SCALE = NONE	WT:		SHEET 1 OF 1

4

3

2

1